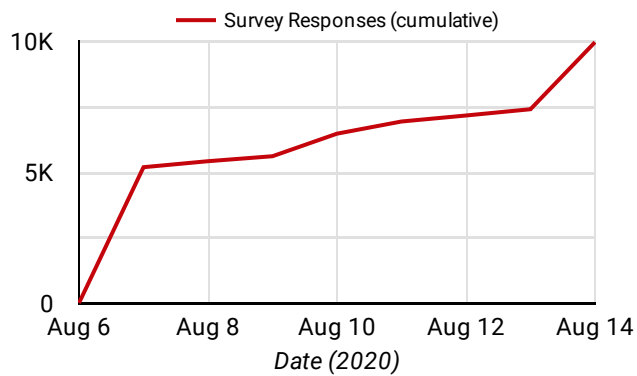


# Smart Restart Employee Pulse Survey

Survey Responses  
**9,960**

Total Surveyed  
**23,917**

Response Rate  
**41.6%**



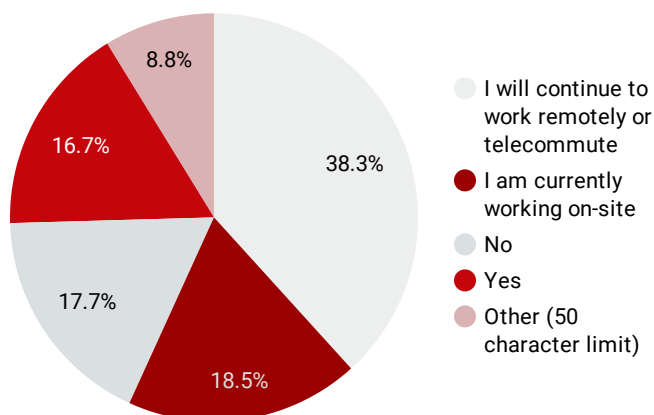
## Responses by Employee Category

Faculty	Academic Staff	Limited
1,107	4,264	220
University Staff	Postdoc Fellow	Grad Student
2,038	248	1,419

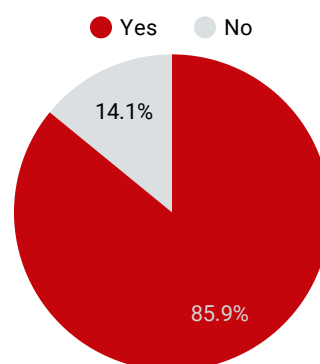
Related to COVID-19 and the workplace,  
the university can do which of the following to support me  
in, or when I return to, the workplace?

- #1** Provide clear public health protocols that I can follow at work  
**3,000** employees ranked this most important    **1,885** ranked this 2nd
- #2** Require my co-workers follow public health protocols to keep me and them safe  
**2,880** employees ranked this most important    **2,051** ranked this 2nd
- #3** Provide flexibility and support from my workplace and supervisor if I cannot be at work due to COVID-19  
**2,192** employees ranked this most important    **1,606** ranked this 2nd
- #4** Provide workplace flexibility in order to care for school-age children who may be at home this fall  
**1,811** employees ranked this most important    **698** ranked this 2nd
- #5** Provide clear communication from campus leaders  
**1,646** employees ranked this most important    **1,043** ranked this 2nd

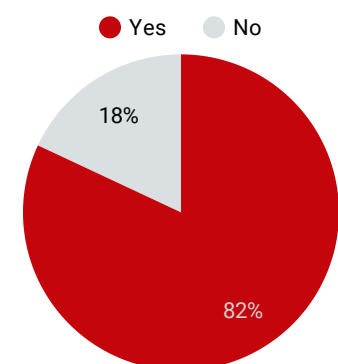
Have you been told  
you will return to on-site work?



Have you reviewed the Smart Restart  
online resources (smartrestart.wisc.edu)  
providing guidance on your return to, or  
continuation of, on-site work?



Do the Smart Restart resources provide  
you with beneficial information to support  
you when you return, or continue, to work  
on-site work?



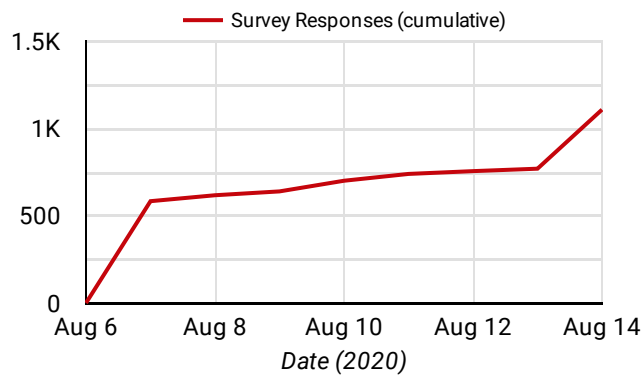
# Smart Restart Employee Pulse Survey

Breakdown: Faculty

Survey Responses  
**1,107**

Total Surveyed  
**2,266**

Response Rate  
**48.9%**



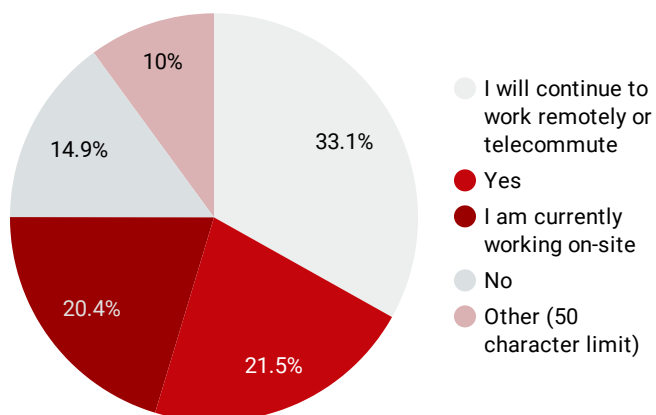
## Responses by Employee Category

Faculty	Academic Staff	Limited
<b>1,107</b>	4,264	220
University Staff	Postdoc Fellow	Grad Student
2,038	248	1,419

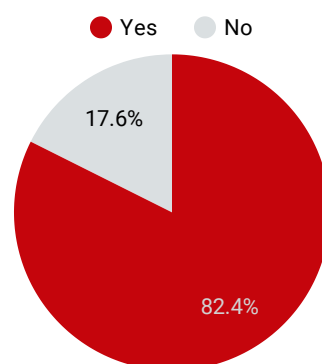
Related to COVID-19 and the workplace,  
the university can do which of the following to support me  
in, or when I return to, the workplace?

- #1** Provide clear public health protocols that I can follow at work  
**361** employees ranked this most important **186** ranked this 2nd
- #2** Require my co-workers follow public health protocols to keep me and them safe  
**268** employees ranked this most important **244** ranked this 2nd
- #5** Provide flexibility and support from my workplace and supervisor if I cannot be at work due to COVID-19  
**179** employees ranked this most important **135** ranked this 2nd
- #3** Provide workplace flexibility in order to care for school-age children who may be at home this fall  
**224** employees ranked this most important **103** ranked this 2nd
- #4** Provide clear communication from campus leaders  
**193** employees ranked this most important **139** ranked this 2nd

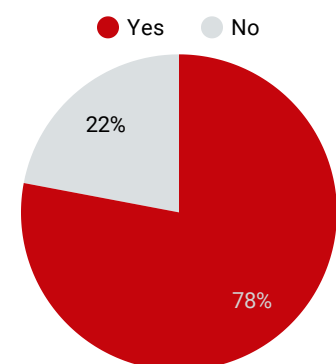
Have you been told  
you will return to on-site work?



Have you reviewed the Smart Restart  
online resources (smartrestart.wisc.edu)  
providing guidance on your return to, or  
continuation of, on-site work?



Do the Smart Restart resources provide  
you with beneficial information to support  
you when you return, or continue, to work  
on-site work?



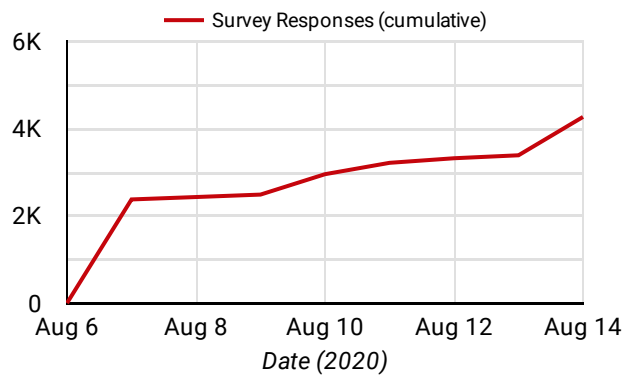
# Smart Restart Employee Pulse Survey

Breakdown: Academic Staff

Survey Responses  
**4,264**

Total Surveyed  
**10,473**

Response Rate  
**40.7%**



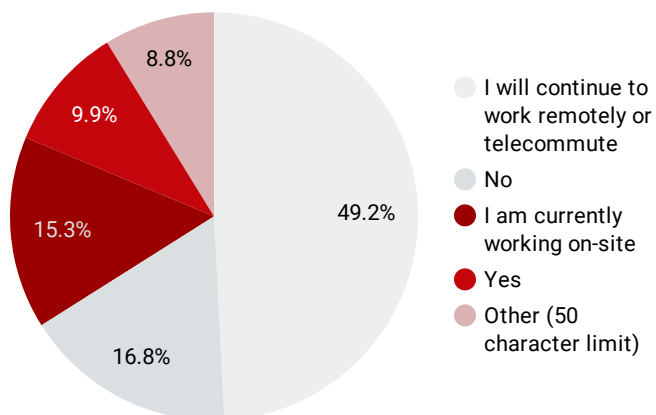
### Responses by Employee Category

Faculty	Academic Staff	Limited
1,107	<b>4,264</b>	220
University Staff	Postdoc Fellow	Grad Student
2,038	248	1,419

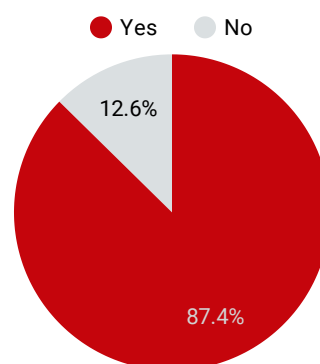
Related to COVID-19 and the workplace,  
the university can do which of the following to support me  
in, or when I return to, the workplace?

- #1** Provide clear public health protocols that I can follow at work  
**1,144** employees ranked this most important      **782** ranked this 2nd
- #2** Require my co-workers follow public health protocols to keep me and them safe  
**1,052** employees ranked this most important      **857** ranked this 2nd
- #4** Provide flexibility and support from my workplace and supervisor if I cannot be at work due to COVID-19  
**909** employees ranked this most important      **783** ranked this 2nd
- #3** Provide workplace flexibility in order to care for school-age children who may be at home this fall  
**1,021** employees ranked this most important      **363** ranked this 2nd
- #5** Provide clear communication from campus leaders  
**684** employees ranked this most important      **462** ranked this 2nd

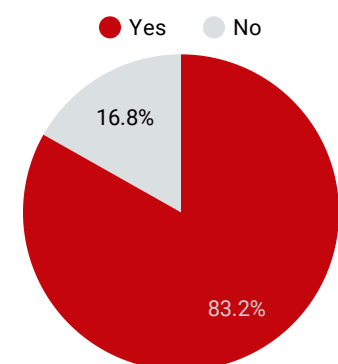
Have you been told  
you will return to on-site work?



Have you reviewed the Smart Restart  
online resources (smartrestart.wisc.edu)  
providing guidance on your return to, or  
continuation of, on-site work?



Do the Smart Restart resources provide  
you with beneficial information to support  
you when you return, or continue, to work  
on-site work?



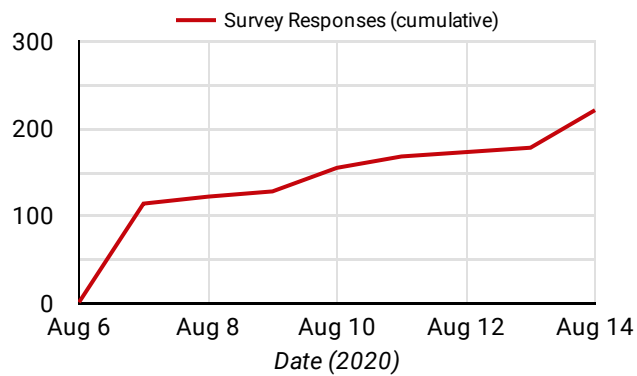
# Smart Restart Employee Pulse Survey

Breakdown: **Limited Appointees**

Survey Responses  
**220**

Total Surveyed  
**649**

Response Rate  
**33.9%**



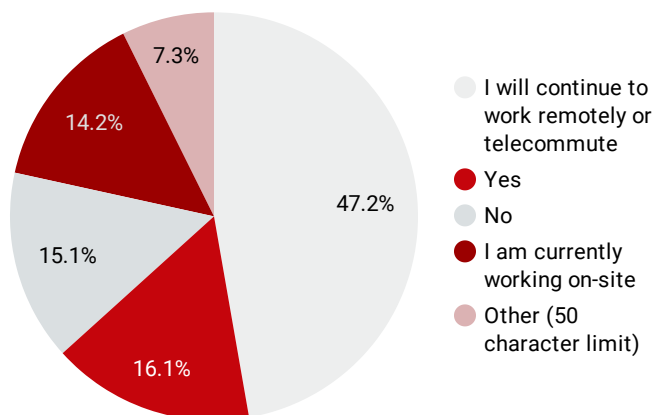
## Responses by Employee Category

Faculty	Academic Staff	Limited
1,107	4,264	220
University Staff	Postdoc Fellow	Grad Student
2,038	248	1,419

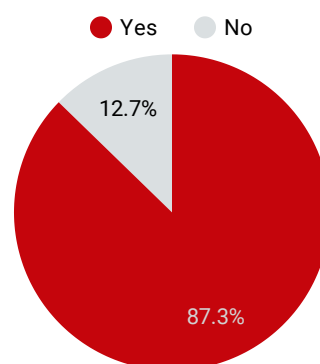
Related to COVID-19 and the workplace, the university can do which of the following to support me in, or when I return to, the workplace?

- #2** Provide clear public health protocols that I can follow at work  
**61** employees ranked this most important **37** ranked this 2nd
- #1** Require my co-workers follow public health protocols to keep me and them safe  
**67** employees ranked this most important **46** ranked this 2nd
- #4** Provide flexibility and support from my workplace and supervisor if I cannot be at work due to COVID-19  
**40** employees ranked this most important **31** ranked this 2nd
- #5** Provide workplace flexibility in order to care for school-age children who may be at home this fall  
**29** employees ranked this most important **26** ranked this 2nd
- #3** Provide clear communication from campus leaders  
**47** employees ranked this most important **21** ranked this 2nd

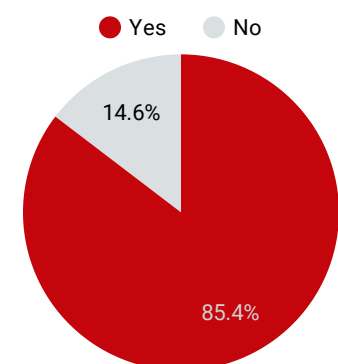
Have you been told you will return to on-site work?



Have you reviewed the Smart Restart online resources (smartrestart.wisc.edu) providing guidance on your return to, or continuation of, on-site work?



Do the Smart Restart resources provide you with beneficial information to support you when you return, or continue, to work on-site work?



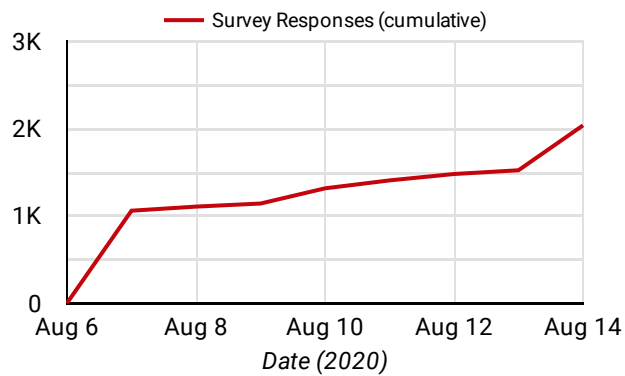
# Smart Restart Employee Pulse Survey

Breakdown: **University Staff**

Survey Responses  
**2,038**

Total Surveyed  
**4,477**

Response Rate  
**45.5%**



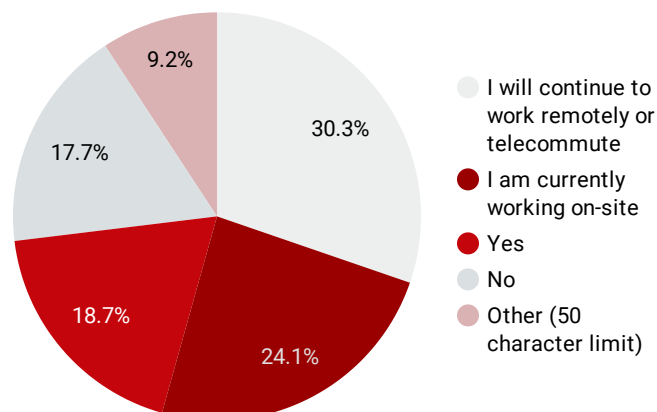
## Responses by Employee Category

Faculty	Academic Staff	Limited
1,107	4,264	220
<b>University Staff</b>	Postdoc Fellow	Grad Student
<b>2,038</b>	248	1,419

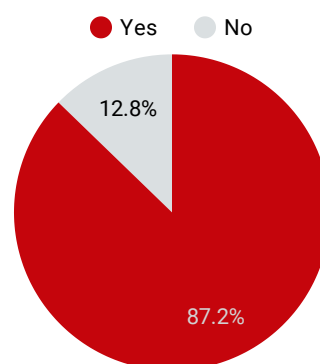
Related to COVID-19 and the workplace,  
the university can do which of the following to support me  
in, or when I return to, the workplace?

- #1** Provide clear public health protocols that I can follow at work  
**663** employees ranked this most important **408** ranked this 2nd
- #2** Require my co-workers follow public health protocols to keep me and them safe  
**629** employees ranked this most important **417** ranked this 2nd
- #3** Provide flexibility and support from my workplace and supervisor if I cannot be at work due to COVID-19  
**499** employees ranked this most important **322** ranked this 2nd
- #5** Provide workplace flexibility in order to care for school-age children who may be at home this fall  
**295** employees ranked this most important **96** ranked this 2nd
- #4** Provide clear communication from campus leaders  
**366** employees ranked this most important **205** ranked this 2nd

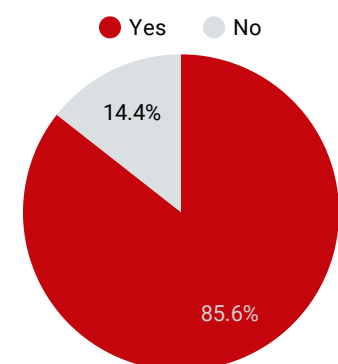
Have you been told  
you will return to on-site work?



Have you reviewed the Smart Restart  
online resources (smartrestart.wisc.edu)  
providing guidance on your return to, or  
continuation of, on-site work?



Do the Smart Restart resources provide  
you with beneficial information to support  
you when you return, or continue, to work  
on-site work?



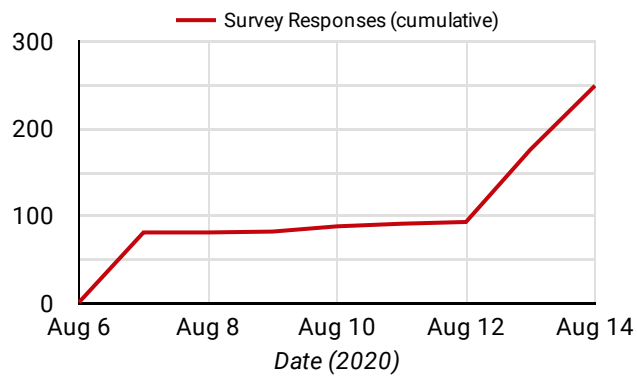
# Smart Restart Employee Pulse Survey

Breakdown: Post-doctoral Fellows

Survey Responses  
**248**

Total Surveyed  
**1,016**

Response Rate  
**24.4%**



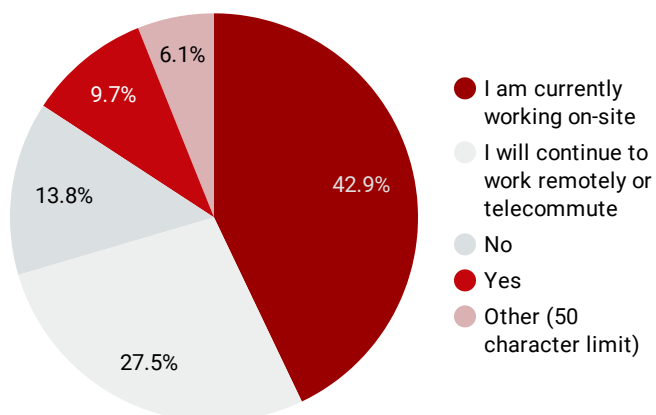
## Responses by Employee Category

Faculty	Academic Staff	Limited
1,107	4,264	220
University Staff	Postdoc Fellow	Grad Student
2,038	<b>248</b>	1,419

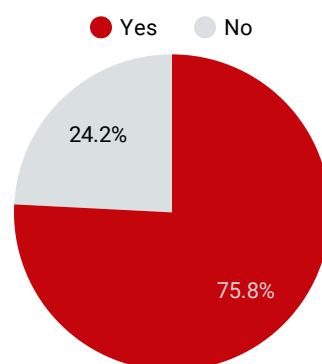
Related to COVID-19 and the workplace,  
the university can do which of the following to support me  
in, or when I return to, the workplace?

- #1** Provide clear public health protocols that I can follow at work  
**88** employees ranked this most important **47** ranked this 2nd
- #2** Require my co-workers follow public health protocols to keep me and them safe  
**88** employees ranked this most important **47** ranked this 2nd
- #3** Provide flexibility and support from my workplace and supervisor if I cannot be at work due to COVID-19  
**64** employees ranked this most important **27** ranked this 2nd
- #5** Provide workplace flexibility in order to care for school-age children who may be at home this fall  
**44** employees ranked this most important **17** ranked this 2nd
- #4** Provide flexible and accessible transportation options (parking, bus, etc.)  
**54** employees ranked this most important **23** ranked this 2nd

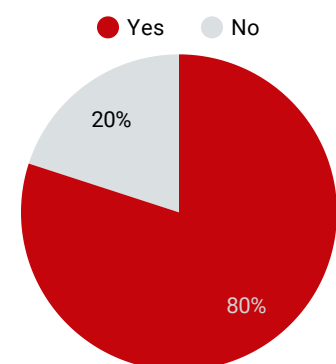
Have you been told  
you will return to on-site work?



Have you reviewed the Smart Restart  
online resources (smartrestart.wisc.edu)  
providing guidance on your return to, or  
continuation of, on-site work?



Do the Smart Restart resources provide  
you with beneficial information to support  
you when you return, or continue, to work  
on-site work?



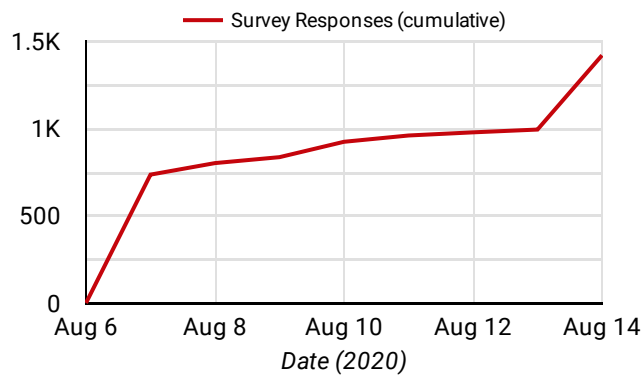
# Smart Restart Employee Pulse Survey

Breakdown: Graduate Students

Survey Responses  
**1,419**

Total Surveyed  
**5,036**

Response Rate  
**28.2%**



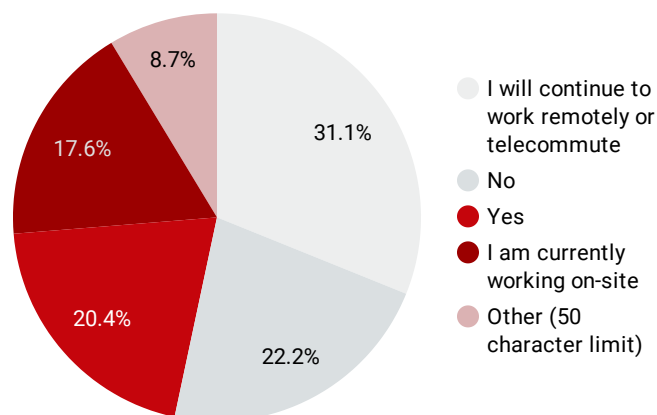
## Responses by Employee Category

Faculty	Academic Staff	Limited
1,107	4,264	220
University Staff	Postdoc Fellow	Grad Student
2,038	248	1,419

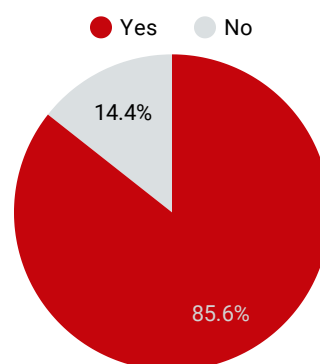
Related to COVID-19 and the workplace,  
the university can do which of the following to support me  
in, or when I return to, the workplace?

- #2** Provide clear public health protocols that I can follow at work  
**454** employees ranked this most important **286** ranked this 2nd
- #1** Require my co-workers follow public health protocols to keep me and them safe  
**525** employees ranked this most important **298** ranked this 2nd
- #3** Provide flexibility and support from my workplace and supervisor if I cannot be at work due to COVID-19  
**348** employees ranked this most important **202** ranked this 2nd
- #4** Provide flexible and accessible transportation options (parking, bus, etc.)  
**249** employees ranked this most important **120** ranked this 2nd
- #5** Provide clear communication from campus leaders  
**205** employees ranked this most important **124** ranked this 2nd

Have you been told  
you will return to on-site work?



Have you reviewed the Smart Restart  
online resources (smartrestart.wisc.edu)  
providing guidance on your return to, or  
continuation of, on-site work?



Do the Smart Restart resources provide  
you with beneficial information to support  
you when you return, or continue, to work  
on-site work?

